

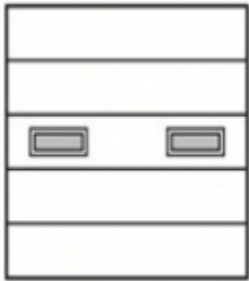


S24 - Non-Insulated Commercial Panel



Rugged Steel-Form doors are ideal for commercial and industrial applications. Steel-Form door sections are a full 2" thick and made of hot-dipped galvanized steel for maximum rust resistance. This benchmark product provides proven reliability and durability to meet or exceed the requirements of daily use.

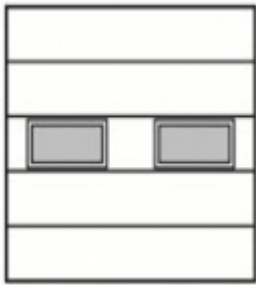
S24 - Non-Insulated Commercial Panel Exterior Designs.



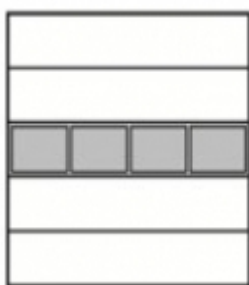
24" x 6" Lites



24" x 12" Lites



34 x 16 lites



Full View

Product Details:

Heights

Available up to 16'

Widths

Available in 8', 9', 10', 12', 14', 16', 18', 20'

Material

24-gauge galvanized steel

Track

Galvanized steel

Rollers

Nylon

Section thickness

2"

Surface Texture

Smooth ribbed exterior

Windows

24x8 non-insulated single glazed

Section Warranty

Limited lifetime for rust-through

Hardware/Springs

One year

Features:

- Maintenance free exterior
- Smooth ribbed exterior look give the door the commercial appeal.
- Four layer finish (high strength steel, rust resistant galvanized layer, epoxy primer, baked polyester paint finish)
- Each panel is strong roll formed tongue and groove with meeting rails to seal out wind, rain, and snow
- Tracks formed from strong galvanized steel
- Longwearing nylon rollers ensure smooth, quiet operation.
- Perimeter weather-strip helps reduce air infiltration and energy costs by sealing the exterior top and sides of the door when closed.
- Bottom vinyl weather-seal running the length of the garage door helps protect your garage against the elements. (floor must be level)
- Internal slide lock mechanism
- Torsion spring standard
- Complete Hardware set
- Non-insulated windows available

Other Options:

- Chain Hoist (wall mounted and shaft mounted)
- Electrical Operators (trolley and wall mounted)
- Pusher Springs
- Bumper Springs
- Operator prep and bracket
- High moisture components (galvanized shaft, stainless steel cables, sealed rollers)