

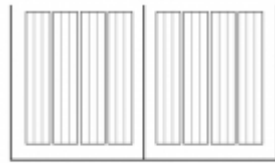



Oxford Custom Cedar Wood Sectional Doors



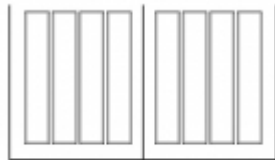
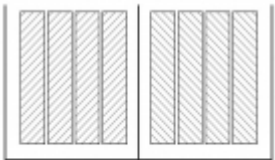
Quality, handcrafted, clear cedar overlay doors constructed on foam-injected steel panels. These top quality Canadian Made doors are manufactured in South Western Ontario. The details are unsurpassed when compared to other products of similar concepts. They are manufactured to withstand the test of time with limited care and maintenance. They have tremendous engineering controls to include; free floating slabs to allow for expansion and contraction of the cedar, back cuts to prevent splitting of the cedar and allows for proper drainage.

Oxford Custom Cedar Wood Sectional Doors Exterior Designs.



Bentley

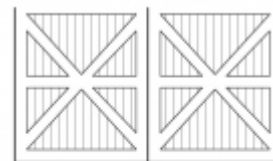
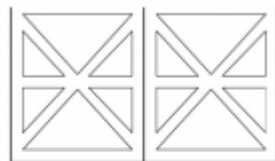
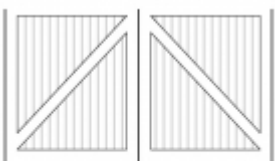
Bentley - Vertical Inlay



Bentley - Diagonal Inlay

Bentley - Raised Panel Inlay

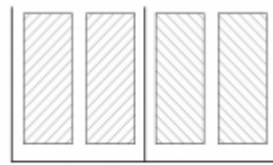
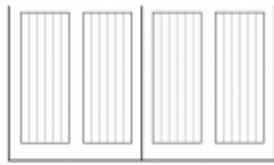
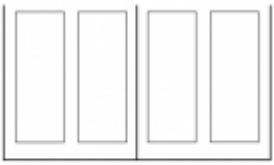
Bracebridge



Bracebridge - Vertical Inlay

Crosshill

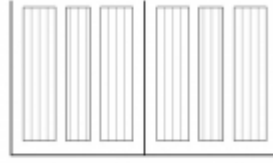
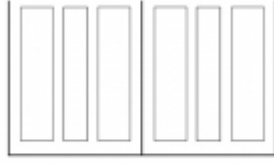

Crosshill - Vertical Inlay



**Linwood**

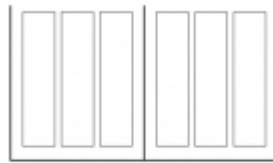
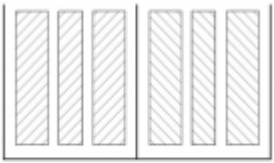
**Linwood - Vertical Inlay**

**Linwood - Diagonal Inlay**



**Linwood - Raised Panel Inlay Oxford**

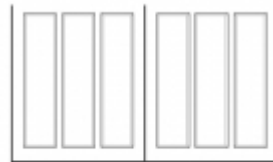


**Oxford - Vertical Inlay**



**Oxford - Diagonal Inlay**

**Oxford - Raised Panel Inlay**

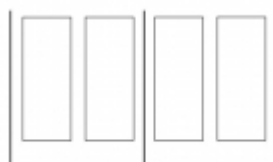
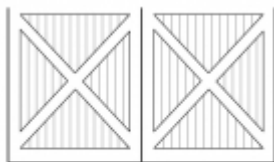
**Shakespeare**



**Shakespeare - Vertical Inlay**

**Shakespeare - Diagonal Inlay**


**Shakespeare - Raised Panel Inlay**



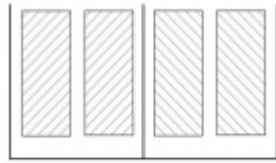
**Stratford**

**Stratford - Vertical Inlay**


**Waterloo**



**Waterloo - Vertical Inlay**



**Waterloo - Diagonal Inlay**



**Waterloo - Raised Panel Inlay**

**Oxford Custom Cedar Wood Sectional Doors(Windows)**



**3 Over 3 Pane - Arched**



**3 Over 3 Pane - Square**



**3 Pane - Arched**



**3 Pane - Square**



**4 Over 4 - Arched**



**4 Over 4 - Square**



**4 Panes - Arched**



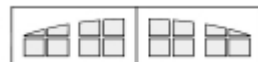
**4 Panes - Square**



**Waterloo 1 Pane - Square**



**Waterloo 1 Pane - Arched**



**Waterloo 2 Over 2 - Arched**



**Waterloo 2 Over 2 - Square**

**Product Details:**

The details are unsurpassed when compared to other products of similar concepts. They are manufactured to withstand the test of time with limited care and maintenance. They have tremendous engineering controls to include; free floating slabs to allow for expansion and contraction of the cedar, back cuts to prevent splitting of the cedar and allows for proper drainage.

**Features:**

Contact you local distributor for a no obligation quote. You can select for a standard set of doors with interchangeable windows for the top section or create your own design to suit you specific requirements.