

NORTHLAND

GARAGE DOORS



R18 INLAY
2" POLYURETHANE
INSULATED DOOR



PANEL STYLES:



A-BUCK



X-BUCK



V-BUCK



SWING



BI-FOLD

Note: Panel styles are available without windows.

Decorative Hardware does not come standard.

COLOUR OPTIONS:



WHITE

ALMOND

SANDSTONE

DESERT TAN

BROWN

BRONZE

BLACK

SLATE GREY

CAFE



WEATHER THE ONTARIO CLIMATE.

Built to withstand year-round weather conditions, our doors have a continuous polyurethane insulated core, arctic-grade bottom seal, dual-seal section joints and double-fin perimeter weather-strip to help reduce air flow and lower your energy costs.



BUILT TO LAST.

Door sections are constructed from high-strength, rust resistant galvanized steel coated with a baked-on polyester paint finish, ensuring a durable and long-lasting door.



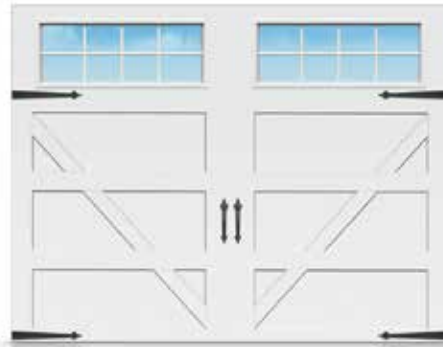
GREEN COMES STANDARD

Woodgrain embossing simulates real hardwood without depleting our forests. Northland's polyurethane is the densest in the garage door industry."

OVERVIEW:

- Large top window section and recessed smooth designs to add sheer elegance to your home.
- Energy Efficient Polyurethane Insulation.
- Sealing system featuring a Section Joint, Dual Fin Triple Contact Seal and Bulb Shaped Bottom Seal with a Dual Contact aluminum retainer.
- 5 panel styles to choose from.
- 9 standard colours to choose from.

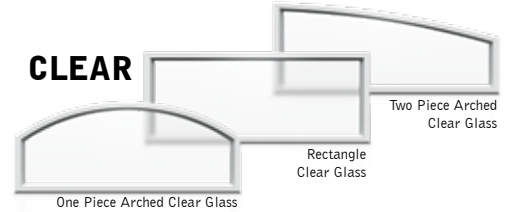
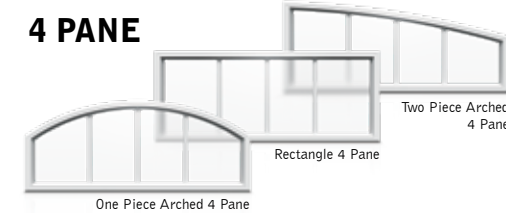
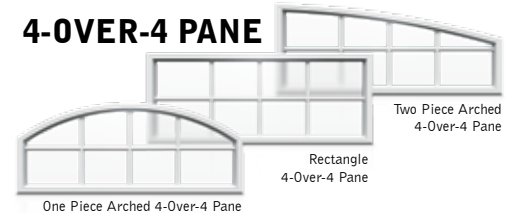
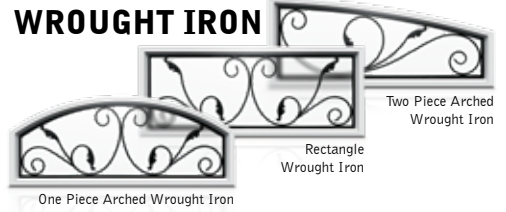
COLOURWAVE™
Doors can be customized with more than 1,500 Sherwin-Williams colour options.



R-VALUE: R18 DOOR THICKNESS: 2"
SECTION HEIGHTS: 18" / 21" / 24" MAX DOOR SIZE: 18' x 12'

Professionally installed and serviced by:

WINDOW OPTIONS:



GLASS OPTIONS:



10932 Longwoods Road,
Delaware, ON
519-652-8312
1-800-263-7010
info@stewartdoor.com

