



# 2" SERVICE DOOR

## Advantages

Made in Canada for Canadian conditions.

Rugged 2" curved or flat slats.

G90 Galvanized finish that needs no further painting.

Aluminum bottom bar won't rust.

Structural angle guides and aluminum bottom bar are more durable and easier to repair than roll formed shapes.

Steel plate brackets are more durable than stamped steel bracket plates.

Bolted barrel design for ease of repair.

Heavy duty cast throats are more durable than stamped steel stops.

## Features

2C curved or 2F flat slat curtain, 22 ga.

Structural angle guides.

1/4" Thick steel bracket plates.

Choice of operation - push up, chain or motor.

Heavy duty cast gears on chain operated doors.

Oil tempered torsion springs designed for 50,000 cycles.

Cast iron stops.

Designed for 20 PSF windload.

1 year warranty.

## Options

A range of motor operators and controls.

Featheredge safety edge.

Powder coat finish available in 180 standard colours.

Special construction for extremely high cycle applications.

## Benefits

Heavy duty construction assures years of trouble free performance.

Manufactured for ease of installation.

Standard features exceed industry standards.

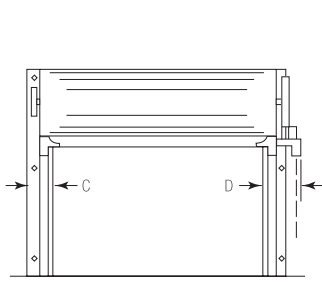
Best value for price.

Quick lead time.

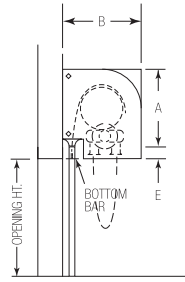


# 2" SERVICE DOOR DETAILS

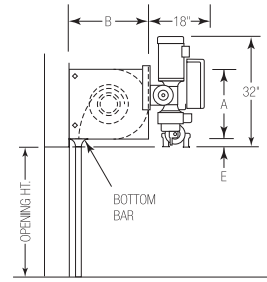
## TYPICAL DETAILS



ELEVATION

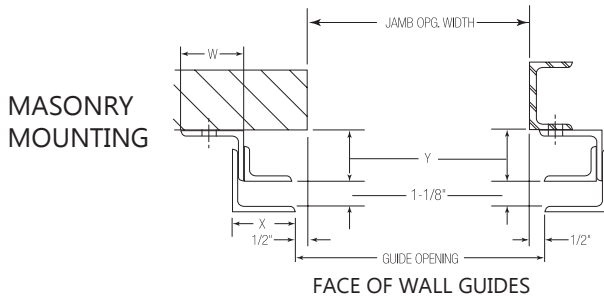


FC CHAIN

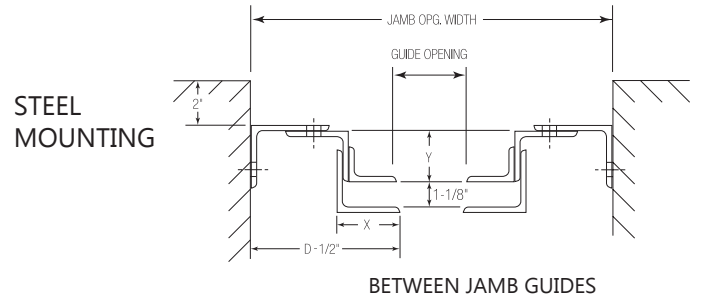


FM GEARHEAD VERTICAL MOTOR

## GUIDE DETAILS

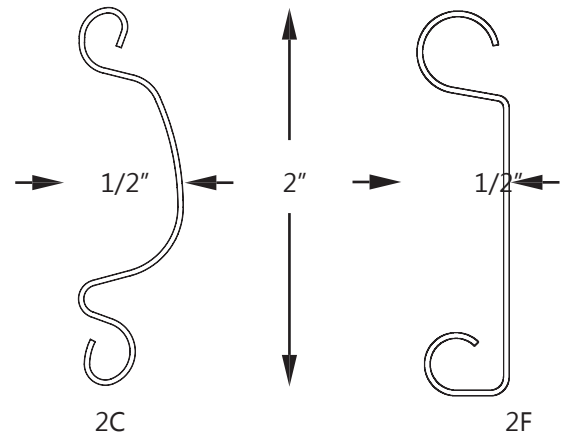
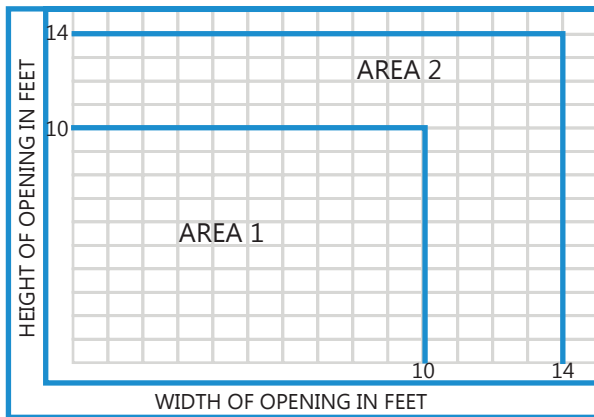


MASONRY MOUNTING



STEEL MOUNTING

## AREA CHART



## DOOR CLEARANCE CHART

AREA	SLAT	A	B	C	D	E	W	X	Y
1	2C/2F	13"	14"	6"	8"	5 1/2"	2 1/2"	2 1/2"	2 1/2"
2	2C/2F	15"	16"	6"	8"	5 1/2"	2 1/2"	2 1/2"	2 1/2"

2C & 2F Slats are available in sizes up to 14'-0" wide x 14'-0" high.  
Contact SDI for larger doors.