

# Amarr® Lincoln

## Value Traditional Steel Garage Doors



Long Panel design with Stockton DecraTrim in True White

**Traditional style. Exceptional value.** The Amarr Lincoln collection combines unique, yet timeless traditional designs and color options with the durability & strength of steel and conventional hardware. Along with 21 decorative window choices, this affordable collection delivers premium style at a competitive price. The Amarr Lincoln collection. A new tradition of style and value.



Flush Panel design with Frost Mosaic window option in Charcoal Gray.

Short Panel with Prairie DecraTrim (SP21)



Flush Panel (FP)



Long Panel with Cascade DecraTrim (LP23)



Ribbed Panel (RP) with Long Panel Clear windows

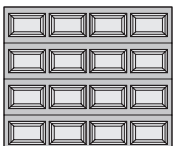


Short Panel with Heartland DecraGlass (SP70)

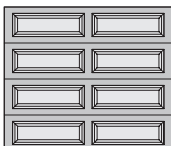


### PANEL DESIGNS


SP • SHORT PANEL



LP • LONG PANEL



FP • FLUSH PANEL



RP • RIBBED PANEL\*



\*Available in Amarr Lincoln LI3138 and LI3000 only.

## Construction

### LI1000

#### Single-Layer: Steel

- Heavy-duty Exterior Steel
- Durable, Reliable, Low Maintenance



### LI2000

#### Double-Layer: Steel + Insulation


- Heavy-duty Exterior Steel
- Durable, Reliable, Low Maintenance
- Environmentally Safe Polystyrene Thermal Insulation with Vinyl Backing
- Energy Efficient
- Quiet Operation



### LI3138/LI3000

#### Triple-Layer: Steel + Insulation + Steel

- Heavy-duty Exterior and Interior Steel
- Durable, Reliable, Low Maintenance
- Environmentally Safe Polystyrene Thermal Insulation
- Two Energy Efficiency Options
- Extra Quiet Operation



## Specifications

	AMARR LINCOLN LI1000	AMARR LINCOLN LI2000	AMARR LINCOLN LI3138	AMARR LINCOLN LI3000
<b>PANEL DESIGNS</b>				
Short	•	•	•	•
Long	•	•	•	•
Flush [Steel Embossment]	Stucco	Stucco	Woodgrain	Woodgrain
Ribbed			•	•
<b>INSULATION<sup>1</sup></b>		Polystyrene	Polystyrene	Polystyrene
<b>R-VALUE<sup>2</sup></b>		6.64	6.48	9.05
<b>DOOR THICKNESS</b>	2" [5.1cm]	2" [5.1cm]	1-3/8" [3.5cm]	2" [5.1cm]
<b>STEEL THICKNESS</b>	25 ga	25 ga	27/27 ga	27/27 ga
<b>INSULATED GLASS OPTION</b>			Clear only	Clear only
<b>WIND LOAD<sup>3</sup> AVAILABLE</b>	•	•	•	•
<b>PAINT FINISH WARRANTY<sup>4</sup></b>	15 Years	25 Years	Lifetime	Lifetime
<b>WORKMANSHIP/HARDWARE WARRANTY<sup>4</sup></b>	1 Year	2 Years	3 Years	3 Years

<sup>1</sup> Insulation has passed self-ignition, flamespread and smoke developed index fire testing.

<sup>2</sup> Calculated door section R-value is in accordance with DASMA TDS-163.

<sup>3</sup> It is your responsibility to make sure your garage door meets local building codes.

<sup>4</sup> For complete warranty details, visit [amarr.com](http://amarr.com) or contact your local Amarr dealer.

## Colors

Actual paint colors may vary from samples shown.



**Amarr Color Zone<sup>1</sup>**  
Over 600 approved SnapDry™ paint colors – approved color list is at [amarr.com/amarr\\_color\\_zone](http://amarr.com/amarr_color_zone). Check your local Sherwin-Williams store for SnapDry paint chips.



\* Available in Amarr Lincoln Flush Panel LI1000/LI2000.  
† Color only available in Amarr Lincoln LI3138.  
‡ Price upcharge applies.  
Amarr doors are pre-painted; homeowners can use exterior latex paint for custom colors. Visit [amarr.com](http://amarr.com) for painting instructions. Painting your garage door voids the warranty.

Woodgrain finishes are dual directional for all panel designs.

## Glass Options

CLEAR [C]




3/32" [0.24cm] Single Strength

OBSCURE [O]†



FROST [WF]†



DARK TINT [WD]†



†Price upcharge applies.

## DecraTrim Window Inserts

Available with Clear, Obscure, Frost or Dark Tint glass.

### SHORT PANEL

NO INSERT



STOCKTON [20]



PRAIRIE [21]



CATHEDRAL [22]



CASCADE [23]



WATERFORD [25]



WAGON WHEEL [26]



SUNRAY [27]



FULL SUNRAY [28] Available for 16", 17" and 18" only.



FIVE PIECE SUNRAY [29] for 10' door [True White only]



### LONG PANEL

NO INSERT



STOCKTON [20]



PRAIRIE [21]



CATHEDRAL [22]



CASCADE [23]



MOONLITE [24]



WATERFORD [25]



WAGON WHEEL [26]



SUNRAY [27]



THAMES [30]



ARCHED THAMES [31]



FULL SUNRAY [28] Available for 15'6", 15'8", 16", 17" and 18" only.




## DecraGlass™ Windows

Tempered obscure glass with baked-on ceramic designs.

### SHORT PANEL

VICTORIAN [54]



RIVIERA [55]\*



CHALET [56]



AMERICANA [57]



HEARTLAND [70]



MISSION [71]



PRAIRIE [72]†



JARDIN [75]




TRELLIS [76]



### LONG PANEL


VICTORIAN [54]



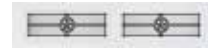
RIVIERA [55]\*



CHALET [56]



AMERICANA [57]



HEARTLAND [70]



MISSION [71]




PRAIRIE [72]†



JARDIN [75]



TRELLIS [76]



\* Clear glass with printed frost pattern.  
† Obscure glass with v-groove.

## Mosaic Window Options



### The choice is yours.

Add visual interest to your contemporary, mid-century modern or transitional home. With Mosaic Window Options you decide the number and location of windows to create the door design you want. Visit [amarr.com/mosaic](http://amarr.com/mosaic) for design inspirations.